

DR CONGO



DR Congo is the second largest country in Africa. CMS missionaries in DR Congo are teaching the Bible and helping care for people's needs. CMS missionaries are thankful to God for protecting and providing for them as they show God's love to people.

ACTIVITY


DR Congo is home to the world's only sanctuary for orphaned bonobos, which are similar to chimpanzees. Follow these steps to learn how to draw a bonobo.




1. Draw an oval with a mouth and squiggly line for the nose. Draw a circular line to create the top of the head.




2. Add in eyes by drawing two ovals with one big circle and one small circle in each.




3. Draw short sharp lines around the head to create the fur. Make it flat at the top.



4. Add in ears by drawing two small, rounded triangles.



5. Draw more short sharp lines to create the furry arms and body. Use rounded lines to draw the hands.



6. Again use short sharp lines to draw the legs and curves lines to draw the feet. Now add some colour.

Have a go at drawing your own bonobo.



Did you know?

Virunga National Park in DR Congo is the oldest National Park in Africa.



Fun fact:

There are over 200 ethnic groups in DR Congo.

